

Home Learning Menu

Year Group: Year Five

In line with government guidelines, we have put together a selection of activities to provide a balance of learning during this period of closure. Please complete as many as possible and email what you have done to the year group email:

Shomework@newby.bradford.sch.uk .

Please send photos, videos or examples of work. We will then be able to share these on Twitter and Facebook. We will also be compiling the images into a weekly Newsletter, which we will share each Monday.

We are sympathetic to the fact that in these unusual circumstances, parents may have work commitments to balance with childcare and that this may place pressures on the time available to support your child with this. Please just do as much as is manageable.

We are going to have some whole school themes and topics so that you can all learn together at home.

This week's theme is: The Weather

English

Daily reading:

By now you should have read most of your reading books that we sent home with you.

We'd like you to ask Mum or Dad to video you reading a section of your book and send it to us. Don't forget to read with your story teller voice.

We'd also like you to write a book review for one of the books you've read. This way we can find out which books you like the most and buy more of them.

Also – each week on YouTube one of your Teachers will be reading a chapter of a book – look for their video – at the end there will be some questions for you to answer about the section they have just read. Write these down and email them in to school.

Spelling list: Year 5 Spelling – practise writing accommodate, accompany, according, achieve, aggressive, amateur, ancient, apparent, attached, available, average, awkward. You should write these words in your neatest joined script in your exercise book.

Writing: This week we would like you to write a Newsreport. This report should be about either the recent Australian Bushfires, Deforestation or Plastic Pollution. You will need to do some research to help you do this. Remember to write in paragraphs. You should also try to include some reported speech.

We can't wait to read your work when you email it to us.

Writing Challenge: Use this picture to write a story. Use all of the techniques you have been taught so far this year and in previous years.

When I saw this picture, it made me think of what is happening in the world now – try to link the picture with what is happening in the world today. Write a story about something similar.



Websites for reading/writing:






[Year 5 & 6 - Daily Reading Lesson](#)

[Online Library](#)

<https://www.bbc.co.uk/bitesize/levels/zbr9wmn>

<https://classroomsecrets.co.uk/free-home-learning-packs/> - this website has lots of free Maths packs – if you have a printer and can print these, they are really good.

Ways to Wellbeing:

<p><i>Take notice</i> Listen to a piece of music and identify different instruments.</p> 	<p><i>Give</i> Compliment a friend or family member.</p> 	<p><i>Keep learning</i> Research something you've always wondered about.</p> 	<p><i>Connect</i> Video call / facetime.</p> 	<p><i>Be active</i> Walk/jog around the park / neighbourhood.</p> 
--	--	--	---	---

Maths

Daily Number and Counting:

Please login to your TTRockstars account – this will help you recap your multiplication facts. You should be quick at answering these questions now.

This week we would like you to revise your understanding of number.

Roll a dice five times. Using the five numbers make as many different four digit numbers as you can.

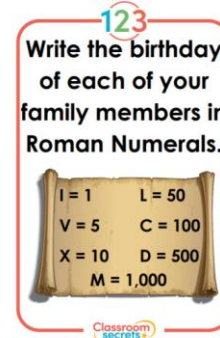
Put these numbers in order from smallest to largest.

When you've done that, partition each number.

Once you've done whole numbers, do the same again but use decimal points to explore decimal numbers. Write the numbers in order from biggest to smallest this time.

Practical Maths:

This week we would also like you to think about Roman Numerals.



Discuss how Roman Numerals are formed. Encourage them to think about the place value of each number.

Topic Project

Each week we will set a new 'theme' for our topic projects. For each topic there will be lots of different types of task for you to do. You can do as many or as few of these as you'd like. You can also choose something of your own that fits with the theme. We'd love you to share projects using the school email address. These are the same for each year group so some of these tasks will be too easy for Year 6 and too hard for Reception. Choose the ones you would like to do – challenge yourself, but don't make it too hard! 😊

Make it...	<ul style="list-style-type: none"> • Make your own map of the UK with lots of weather symbols • Make a rain gauge using a cup or glass – measure the rain fall each day and record it • Make your own wind chime – you could use tin cans, plastic bottles etc. • Make a picture of your favourite kind of weather. • Make your own windmill using paper and a straw.
Perform it...	<ul style="list-style-type: none"> • Why not record your own weather forecast – watch one on the News and then record your own. • Learn one of the poems below and perform it for your family – add actions and movement to make it more dramatic. • Create and perform a dance to a piece of music about the weather. Why not listen to Vivaldi's Four Seasons for some inspiration? • Write your own rap or song about the weather and perform it.
Research it...	<ul style="list-style-type: none"> • Research the weather – find the answer to questions like: <ol style="list-style-type: none"> 1. Which month is the wettest month in the UK? 2. Where does Rain come from? 3. How is a Rainbow created? 4. How is the weather different across the world? Why are there deserts? Why is Antarctica so cold but Africa so hot? 5. How does the weather affect the food we eat? 6. How does Global Warming affect the weather? 7. Does it always rain in the Rainforest? 8. Which country is the hottest? Which country is the coldest? 9. Where does the wind come from? How does it link to the atmosphere? 10. Does it rain in space? <p>Once you've found the answers – think about how you could share what you have found out – could you write a leaflet? Could you do a video about it? Could you draw a picture?</p>

Some Websites you may find useful:

<http://www.weatherwizkids.com>

<https://www.3dgeography.co.uk/weather-for-kids>

<https://climatekids.nasa.gov/menu/weather-and-climate/>

Staying fit and Healthy: Staying healthy is really important for our bodies and our minds. Use the following links every day to make sure you're doing at least 30 minutes of exercise every day.

<https://www.youtube.com/user/CosmicKidsYoga/playlists>

<https://www.youtube.com/user/thebodycoach1/videos> - Joe does a live PE lesson every morning – be sure to join in!